

Data-flow analysis exercises

Draw the control-flow graph for the following program,
then perform range analysis.

All integer range [-128...127]

```
prog1:
var a = input()
var b = 50-a
var c = -1
if(a > b && a > c) {
    c = a
} else if(b > c) {
    c = b
}
var c = 100/c
```

```
prog2:
var a = input()
var c = 1
val r = 1
while(c < a) {
    if( a % c == 0 ) r = c
    c = c + 1
}
r = 64/(64-r)
```

```
prog3:
var x = 2
var y = input()
if (x == y) {
    do {
        y = y + 1
        x = x + y + 3
    } while (y < 4)
```

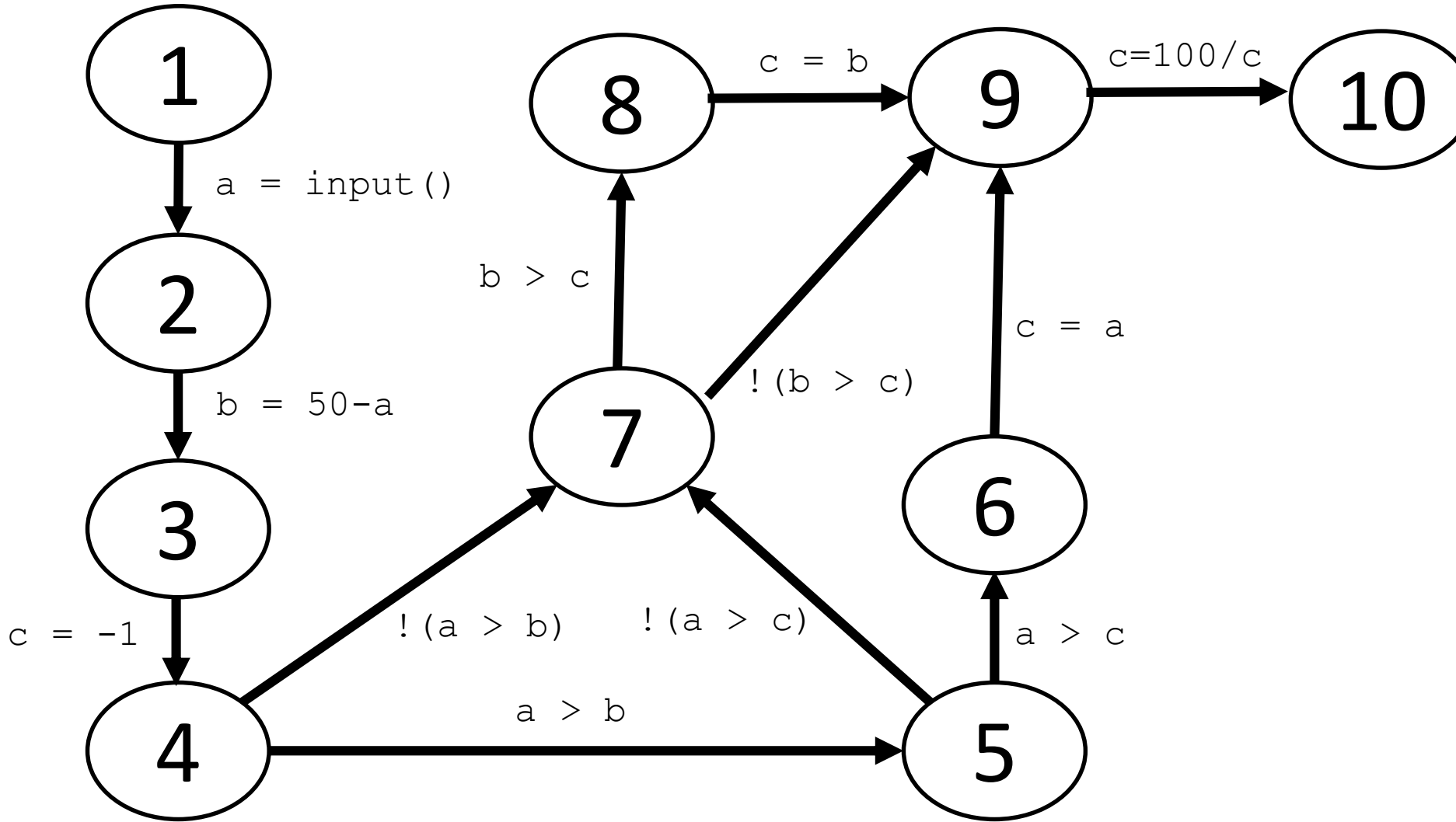
```
} else if (y <= -1 && y >=
-7) {
    y = y * y
} else {
    y = x - 3
}
val z = x/y
```

1. Draw the control-flow graph for the following program, then perform range analysis.

All integer range [-128...127]

```
var a = input()
var b = 50-a
var c = -1
if(a > b && a > c) {
    c = a
} else if(b > c) {
    c = b
}
var c = 100/c
```

1. Solution



1. Range analysis

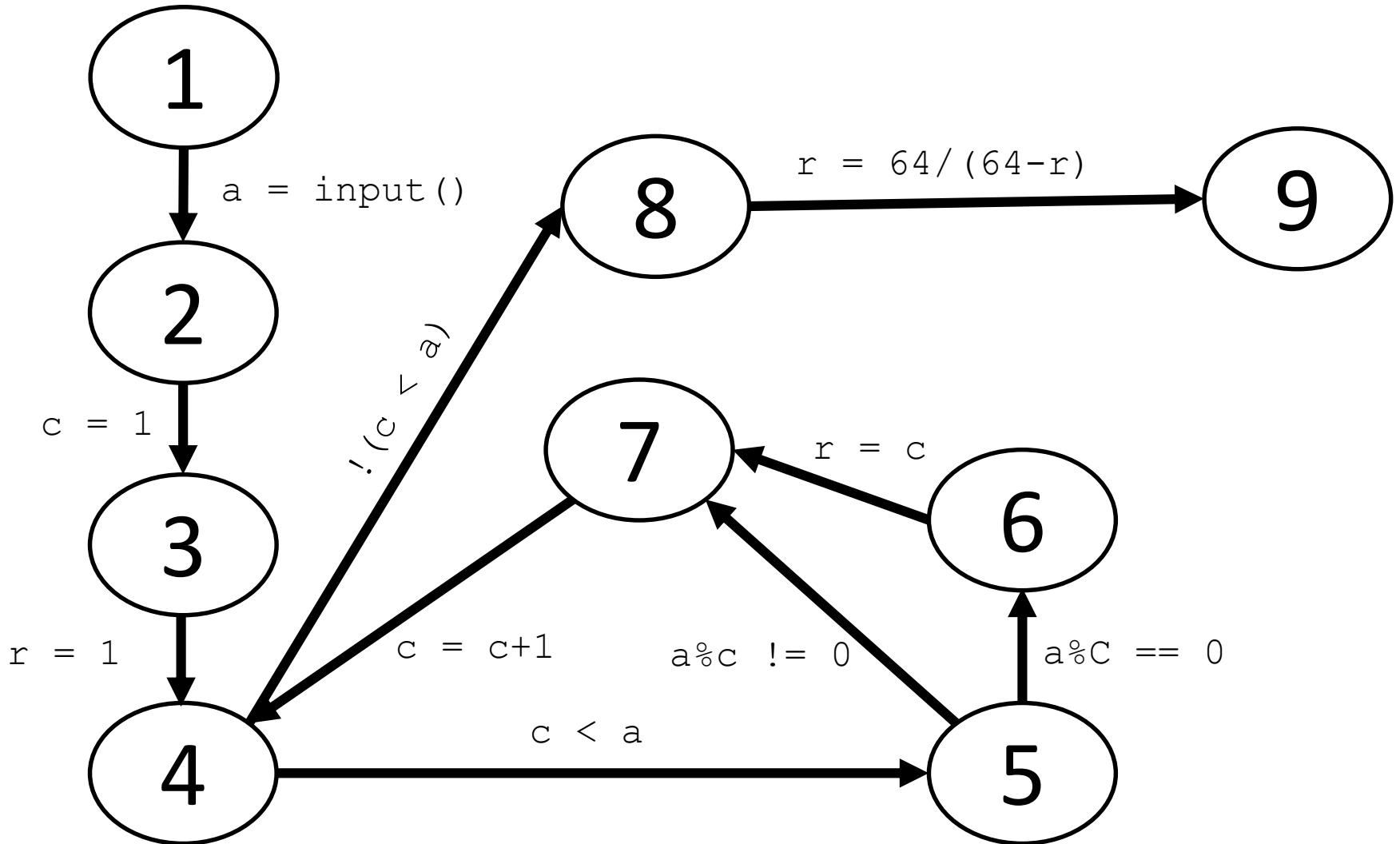
	a	b	c
1:	bottom	bottom	bottom
2:	$[-128, 127]$	bottom	bottom
3:	$[-128, 127]$	$[-77; 127]$	bottom
4:	$[-128, 127]$	$[-77; 127]$	$[-1]$
5:	$[-76, 127]$	$[-77; 126]$	$[-1]$
6:	$[0, 127]$	$[-77; 126]$	$[-1]$
7:	$[-128, 127]$	$[-77; 127]$	$[-1]$
8:	$[-128, 127]$	$[0; 127]$	$[-1]$
9:	$[-128, 127]$	$[-77; 127]$	$[-1, 127]$
10:	$[-128, 127]$	$[-77; 127]$	$[-1, 100]$

2. Draw the control-flow graph for the following program, then perform range analysis.

All integer range [-128,127]

```
var a = input()
var c = 1
val r = 1
while(c < a) {
    if( a % c == 0 ) r = c
    c = c + 1
}
r = 64 / (64 - r)
```

2. Solution



2. Range analysis

	a	c	r
1:	bottom	bottom	bottom
2:	$[-128, 127]$	bottom	bottom
3:	$[-128, 127]$	$[1]$	bottom
4:	$[-128, 127]$	$[1]$	$[1]$
5:	$[2, 127]$	$[1]$	$[1]$
6:	$[2, 127]$	$[1]$	$[1]$
7:	$[2, 127]$	$[1]$	$[1]$
8:	$[-128, 1]$	$[1]$	$[1]$
9:	$[-128, 1]$	$[1]$	$[1]$

2. Range analysis

	a	c	r
1:	bottom	bottom	bottom
2:	$[-128, 127]$	bottom	bottom
3:	$[-128, 127]$	$[1]$	bottom
4:	$[-128, 127]$	$[1, \mathbf{2}]$	$[1]$
5:	$[2, 127]$	$[1, \mathbf{2}]$	$[1]$
6:	$[2, 127]$	$[1, \mathbf{2}]$	$[1]$
7:	$[2, 127]$	$[1, \mathbf{2}]$	$[1, \mathbf{2}]$
8:	$[-128, \mathbf{2}]$	$[1, \mathbf{2}]$	$[1, \mathbf{2}]$
9:	$[-128, \mathbf{2}]$	$[1, \mathbf{2}]$	$[1]$

2. Range analysis

	a	c	r
1:	bottom	bottom	bottom
2:	$[-128, 127]$	bottom	bottom
3:	$[-128, 127]$	$[1]$	bottom
4:	$[-128, 127]$	$[1, \mathbf{3}]$	$[1, \mathbf{2}]$
5:	$[2, 127]$	$[1, \mathbf{3}]$	$[1, \mathbf{2}]$
6:	$[2, 127]$	$[1, \mathbf{3}]$	$[1, \mathbf{2}]$
7:	$[2, 127]$	$[1, \mathbf{3}]$	$[1, \mathbf{3}]$
8:	$[-128, \mathbf{3}]$	$[1, \mathbf{3}]$	$[1, \mathbf{3}]$
9:	$[-128, \mathbf{3}]$	$[1, \mathbf{3}]$	$[1]$

2. Range analysis

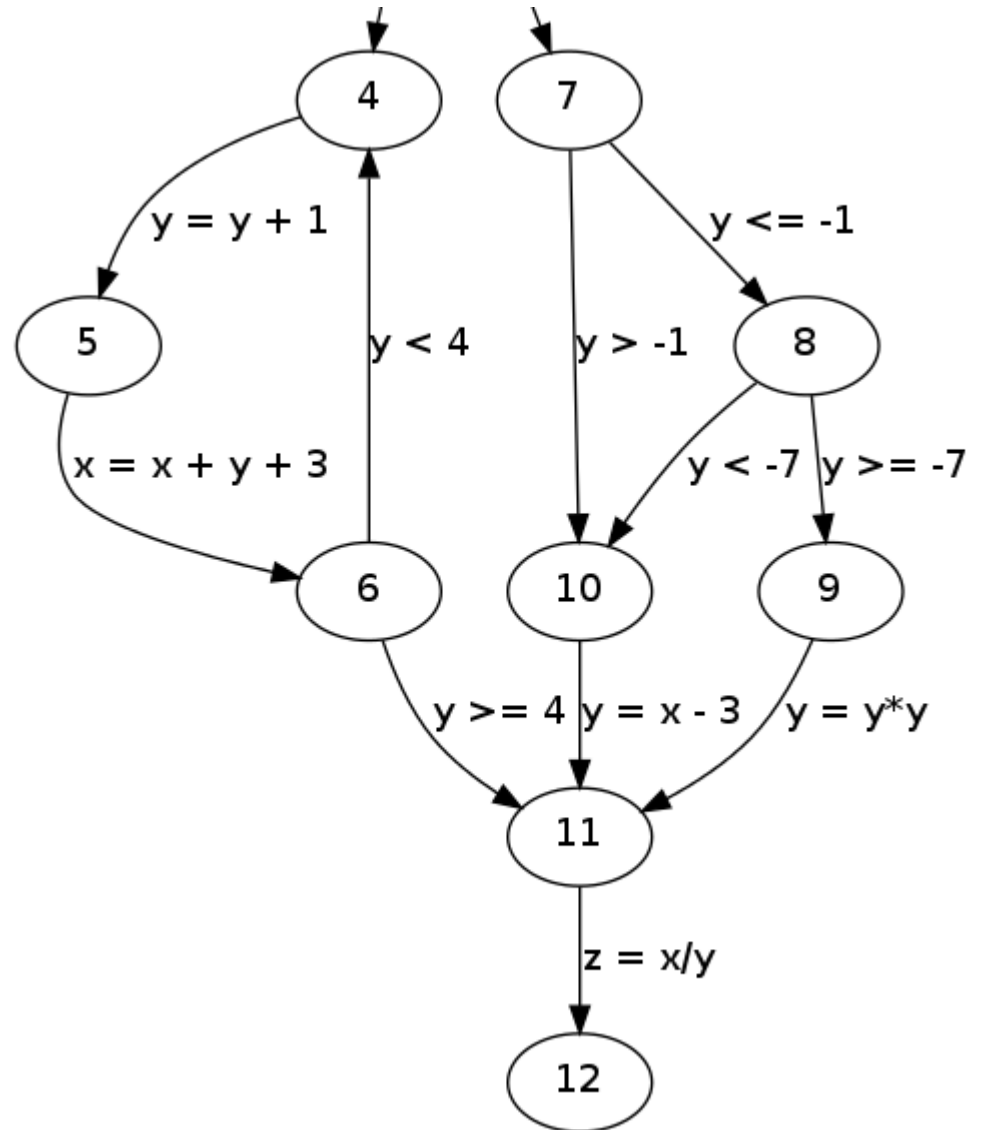
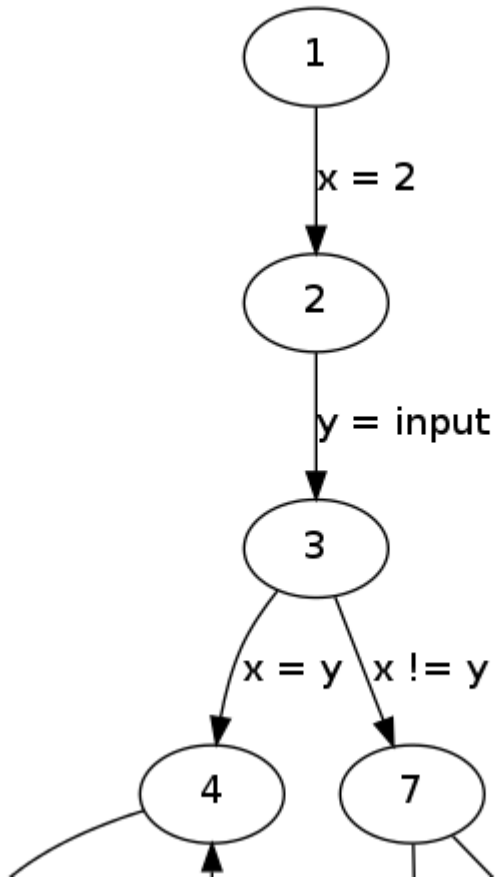
	a	c	r
1:	bottom	bottom	bottom
2:	$[-128, 127]$	bottom	bottom
3:	$[-128, 127]$	$[1]$	bottom
4:	$[-128, 127]$	$[1, \mathbf{127}]$	$[1, \mathbf{126}]$
5:	$[2, 127]$	$[1, \mathbf{126}]$	$[1, \mathbf{126}]$
6:	$[2, 127]$	$[1, \mathbf{63}]$	$[1, \mathbf{63}]$
7:	$[2, 127]$	$[1, \mathbf{126}]$	$[1, \mathbf{126}]$
8:	$[-128, \mathbf{127}]$	$[1, \mathbf{126}]$	$[1, \mathbf{126}]$
9:	$[-128, \mathbf{127}]$	$[1, \mathbf{127}]$	$[\mathbf{0}, \mathbf{64}]$

3. Draw the control-flow graph for the following program, then perform range analysis.

All integer range [-128,127]

```
var x = 2
var y = input()
if (x == y) {
    do {
        y = y + 1
        x = x + y + 3
    } while (y < 4)
} else if (y <= -1 && y >= -7) {
    y = y * y
} else {
    y = x - 3
}
val z = x/y
```

3. Solution



3. Range analysis

x		y	
1:	bottom	bottom	
2:	[2, 2]	[-128, 127]	
3:	[2, 2]	[-128, 127]	
4:	[2, 127]	[2, 3]	
5:	[2, 127]	[3, 4]	
6:	[8, 127]	[3, 4]	
7:	[2, 2]	[-128, 127]	
8:	[2, 2]	[-128, -1]	
9:	[2, 2]	[-7, -1]	
10:	[2, 2]	[-128, 127]	
11:	[2, 127]	[-1, 49]	
12:	[2, 127]	[-1, 49]	z: T